

Surface Mounted Corner Guard

Healthcare Accessories

MasterFormat Section 10 28 13



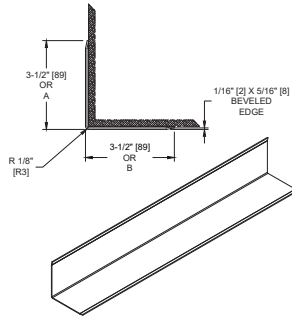
Scan for
Information



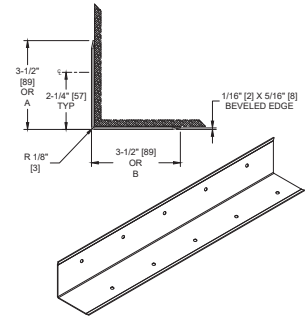
SUSTAINABILITY/LEED

MR 4.1 (1) MR 6 (1) EQ 4.2 (1)
MR 4.2 (1) EQ 4.1 (1) EQ 4.4 (1)

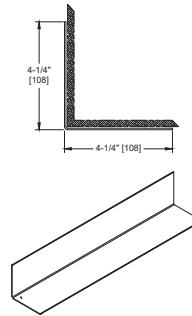
Type -1



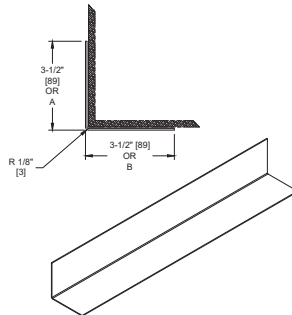
Type -2



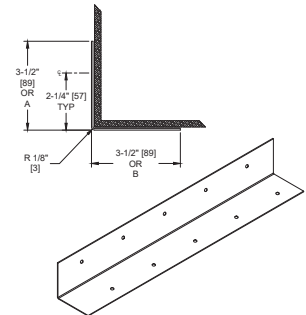
Type -48



Type -3



Type -4



NOTE:
ALL DIM'S INCH [MM]
ILLUSTRATION FOR REF ONLY AND NTS

PRODUCT OVERVIEW

Corner Guards come in sizes up to max length of 10 feet (120" [3048]) for one (1) piece as specified (L) if not, 4 feet (48" [1219]) and are ideal for any application where you need the elegance and durability of stainless steel. Multiple Sizes and Mounting Options available.

KEY FEATURES & SPECIFICATIONS

- Choices of beveled or standard legs
- Max length of 10 feet (120" [3048])
- Type 304 Stainless Steel - Satin Finish
- 16 gauge or 18 gauge options
- Surface Mounted
- Options to mount - adhesive or screws
- Various Sizes

OPERATION & MAINTENANCE

Stainless Steel should be protected against muriatic acid and caustic or abrasive materials, and harsh cleaning detergents [with pH outside the range 7 ± 1.5]. In the event such agents cause discoloration, polishing with a stainless steel cleaner such as 3M™ Stainless Steel Cleaner & Polish® and a soft cloth on bright or mirror finishes, or for satin finish surfaces the Stainless Steel cleaner and 3M™ Scotch Brite® pad either blue (less aggressive) or green (more aggressive) is recommended.

TECHNICAL INFORMATION / PRODUCT PROPERTIES

Property	Value
Dimensions	Various Sizes Available
Construction	Type 304 Stainless Steel - Satin Finish
Mounting	Surface Mounted
Capacity	N/A

INSTALLATION

Unit is surface mounted on finished wall. Guard can be mounted flush to floor or at base height when bull-nose floor base is used.

WARRANTY

One (1) Year from date of Invoice