

Piatto™ Completely Recessed 3-In-1 Paper Towel Dispenser - High Speed Hand Dryer & Waste Receptacle – (110-120V) – Matte Black Phenolic

Paper Towel Combination Units

Piatto

MasterFormat Section 10 28 13

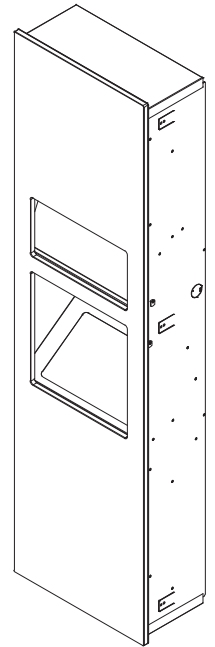
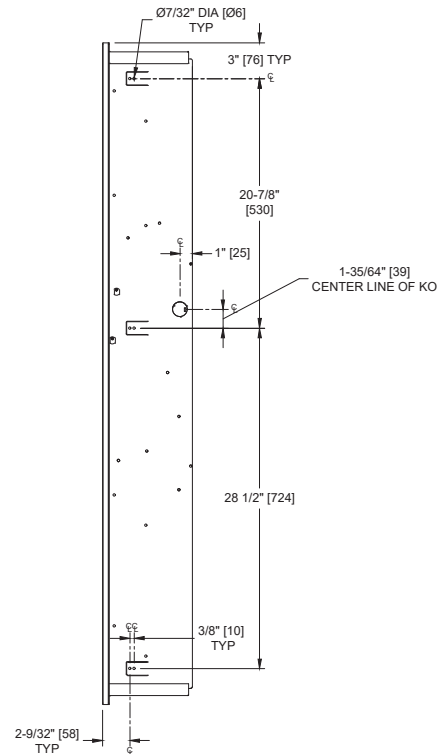
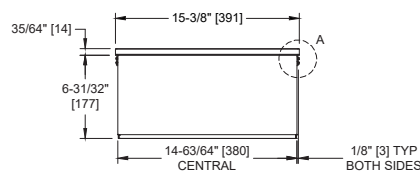
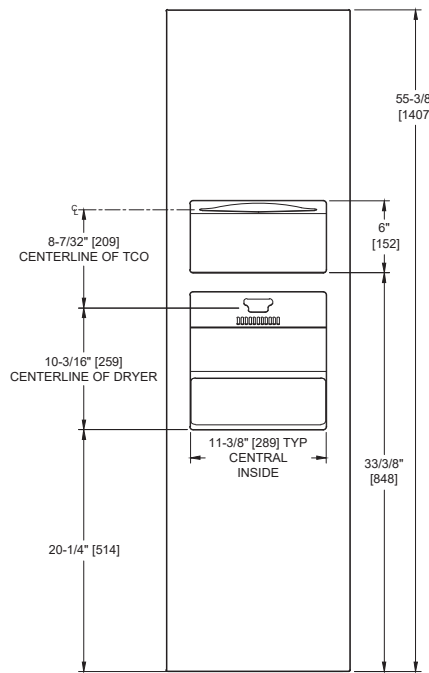


Scan for
Information



SUSTAINABILITY/LEED

MR 4.1 (1) EQ 4.1 (1) EAp2 (0)
MR 4.2 (1) EQ 4.2 (1) EA 1 (1-19)
MR 6 (1) EQ 4.4 (1)



NOTE:
ALL DIM'S INCH [MM]
ILLUSTRATION FOR REF ONLY AND NTS
FOR CLEANING INSTRUCTIONS SEE APPROPRIATE SECTIONS IN
PRODUCT CARE & MAINTENANCE BULLETIN (PCM) ON ASI WEBSITE

PRODUCT OVERVIEW

This sophisticated 3-in-1 cabinet is designed to be completely recessed into the plane of the washroom wall, highlighting the seamless design that defines Piatto™. The phenolic door is attached to the cabinet using field-adjustable, furniture quality hinges and is secured shut by an internal spring-loaded latch. All hardware is concealed giving the Piatto™ Collection its minimalist appeal. Holds and dispenses 500 standard multi-fold or 400 standard C-fold paper towels. Dispensing of multi-fold or C-fold paper towels does not require an additional adapter. Paper towels are manually withdrawn through dispensing slot and feed properly until depleted. Unit will continue to feed towels properly when correctly reloaded with a partial load in place. Refill dispenser by unlatching door and replacing towels for an empty or partially empty unit. The 3-in-1 also features a <15 second automatic hand dryer with a 5-year warranty. 110-120V. Optional voltages available. User activates dryer by placing hands in the sensor zone indicated by graphic on door. Drying time is automatically initiated as long as movement is sensed up to a maximum of two (2) minutes to prevent accidental hold-on. Dryer automatically shuts off after time-out when hands are removed from the sensor zone. Waste Receptacle has a waste capacity of 6.8 gal (26 L) and is equipped with a full cover and spring-hinge flap door to prevent unsightly overloads. Frame and Cabinet are fabricated of 20 gauge type 304 stainless steel. Door is Black Formica 909-58.

KEY FEATURES & SPECIFICATIONS

- 3-in-1 unit designed to be completely recessed with no protrusion from the wall at all
- Black phenolic door unique to Piatto™ adds elegance
- Furniture style hinges are field adjustable to ensure perfect fit
- All metal parts are made of Type 304 Stainless Steel
- All hardware, including the latch, is concealed
- Automatic - AC - 110 -120V - "No-Touch" High Speed Dryer
- Fits with virtually no gap into a finished wall opening

OPERATION & MAINTENANCE

Paper towels are manually withdrawn through dispensing slot and feed properly until depleted. Unit will continue to feed towels properly when correctly reloaded with a partial load in place. User activates dryer by placing hands in the sensor zone indicated by graphic on door. Drying time is automatically initiated as long as movement is sensed up to a maximum of two (2) minutes to prevent accidental hold-on. Dryer automatically shuts off after time-out when hands are removed from the sensor zone. Refill dispenser by opening door and replacing towels for an empty or partially empty unit. Dispenser supply is replenished and waste container is emptied manually on cycles determined by maintenance needs. Full cover and spring-hinge flap door on WR prevents unsightly overloads.

TECHNICAL INFORMATION / PRODUCT PROPERTIES

Property	Value			Property	Value
Dimensions	15-3/8" [391] W x 55-3/8" [1407] H x 7-1/2" [191] D			Operation	Automatic "No-Touch"
Construction	Type 304 Stainless Steel Frame w/ Black Phenolic			Mounting	Concealed Mounting
	Type 304 Stainless Steel Frame w/ Black Phenolic			Capacity	Fits with virtually no gap into a finished wall opening
Power	110 - 120V AC	10.4 Amps	1000 Watts	Drying Time	Automatic, Less than 15 seconds
Motor	Brush Type Dual Ball Bearings with 275°F (135° C) or 203°F (95° C) auto reset circuit breaker			Drying Persistence	Automatic 2 second Hold-On Shut-Off delay
	0.67 HP 29000 RPM			Airspeed (Max)	230 ft/s / 157 mph 70 m/s / 252 km/h
Fan Type	Multi Inlet Centrifugal			Air Flow (Max)	60 CFM (102m³/h)
Heating Element	325 - 450 Watt Nichrome wire with auto reset circuit breaker and thermostat adjustable by owner			Output Air Temperature	131° F (55° C) @ 77° F (25° C) ambient room temperature adjustable by owner

INSTALLATION

Mount unit in wall recess using six (6) #10 x 1-1/2" [M5x38] self-threading Pan Head screws (by others) through concealed mounting holes provided in Shim-less adjustable mounting tabs. For compliance with 2010 ADA Accessibility Standards install unit so that centerline of towel dispenser outlet is 48" [1219] maximum Above Finished Floor (AFF). See IG diagram for electrical service cable rough-in location. Electric service is supplied and connected (by others) prior to installing cover and brought to FWO at location indicated on diagram and is hooked up (by others) in accordance with schematic and OM & IG provided with unit. Dryer is mounted to chassis wiring box with four (4) 1/4-20 pan head screws (provided) through bushings in heavy-duty back plate. Electrical service is connected (by Electrician) prior to installing cover. Cover is secured to back plate with recessed socket-pan-head tamper-resistant pin-hex bolts (supplied) with security pin-hex driver (supplied). See OM & IG for complete installation instructions packed with unit.

Finished Wall Opening (FWO) required is 15-7/16" [392] W x 55-7/16" [1408] H x 7-5/8" [194] D minimum

WARRANTY

Five (5) Year from date of Invoice